

All India Institute of Medical Sciences, Mangalagiri, Andhra Pradesh

(A tertiary Care Institution under PMSSY, Ministry of Health & FW, GoI)



Temporary Campus: First Floor, Government Siddhartha Medical College, NH 16 Service Road, Gunadala, Vijayawada 520008; 08662454500 (DDA); 0866-2456450 (Telefax)

Permanent Campus: Tadepalli-Atmakuru-Mangalagiri villages, Mangalagiri mandal, Guntur District
(Approximate Distance: 15 Km from Temporary campus)

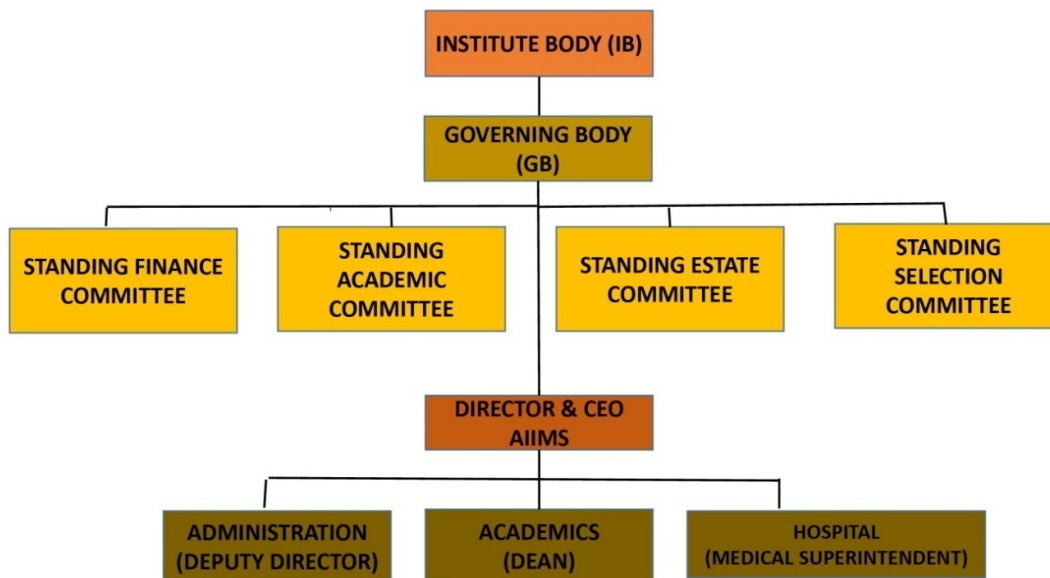
Website: www.aiismangalagiri.edu.in

e-Mail: dean@aiismangalagiri.edu.in

Welcome to All India Institute of Medical Sciences, Mangalagiri

All India Institute of Medical Sciences, Mangalagiri, Andhra Pradesh has been established under the Pradhan Mantri Swasthya Suraksha Yojna (PMSSY), Ministry of Health and Family Welfare, Government of India.

AIIMS ACT, 1956
(As amended)







Dr. T. S. Ravikumar

President, AIIMS Mangalagiri

Dr. T. S. Ravikumar, Retired Director JIPMER and presently Director cum VC of SVIMS, took over as President AIIMS, Mangalagiri, on 02-Nov-2018. He had been officiating as Special Officer for AIIMS, Mangalagiri prior to that.

“It is my distinct pleasure to invite the future leaders of healthcare in India to AIIMS, Mangalagiri, on behalf of the leadership of the institute. While each student will and must familiarize oneself with the objectives as laid down in AIIMS Act, I wish to enunciate some salient principle: We will develop each one of you to become life- long learners, along with the qualities of professionalism, empathy, inclusiveness and humility. Health, as defined by WHO is “a state of complete physical, mental and social well-being, and not merely the absence of disease or infirmity”. This includes spiritual health as part of social well being. You will learn the pillars of health care delivery right from the onset, to include Access, Equity, and Quality and Cost while you go through the subjects of Anatomy, Physiology, Biochemistry, Community Medicine right in the first year. We hope to become the paragon of pedagogic innovations in order to impart knowledge and will develop many teaching-learning methods to optimize learning at personal and group levels. Individual excellence is a must, but it will be in the context of team work, accountability and transparency, so as to deliver patient- centered care. We will create communities wherein each citizen’s healthcare needs are met. Welcome again for a rewarding experience for the next few years at AIIMS wherein we are preparing to train professionals to be among the global best, in Mangalagiri!!” - Prof.(Dr).T.S.Ravikumar.



Dr. Mukesh Tripathi

Director & CEO, AIIMS Mangalagiri

Dr. Mukesh Tripathi M.D., (Anaesthesia), MNAMS, FAMS took over the charge of Director & CEO, All India Institute of Medical Sciences, on 24.01.2019 at AIIMS, Mangalagiri, temporary campus (Government Siddhartha Medical College). Dr Mukesh Tripathi served as Medical Superintendent, Prof & HOD, Dept of Anesthesiology, AIIMS-Rishikesh and in the Dept of Anesthesiology at S.G.P.G.I. Lucknow.

“Inspired by the purpose to nurture health care for diverse and inclusive community, we see opportunity to alleviate suffering and to improve well-being for all. We will be committed to

create AIIMS Mangalagiri into a centre of excellence in tertiary care to the underserved and the privileged alike with opportunities for path-breaking research in health care to address geographical health issues and up-to-date teaching and learning” - Dr. Mukesh Tripathi

All Parents and Students are welcome to contact

- Dr. Joy A Ghoshal (**Dean**) : 08779140313, joy.g@aiimsmangalagiri.edu.in
Dr.Desai Vidya Sripad, **Associate Dean** (Academic & Exams); **Nodal officer for admission** – 9399972347, desai.vidya@aiimsmangalagiri.edu.in;

Nodal officer of AIIMS, Mangalagiri will look after the admission process, verification of original documents, biometric verification and coordinate the same with the AIIMS, Delhi.

- Dr. Amudharaj, **Associate Dean** (Student Affairs) - 6304895015 amudharaj.d@aiimsmangalagiri.edu.in
- Dr Jyoti Kulkarni & Dr Arti Gupta (Prevention of Sexual Harassment to Women at workplaces): 9474662901, 9013902976, POSH@aiimsmangalagiri.edu.in.

FEE STRUCTURE

The following is the fee structure at AIIMS – Mangalagiri for Days scholars (DS) and Hostel students.

S. No	Academic (for both DS and Hostel Students)	Fee in Indian Rupees
01	Registration Fee	25
02	Caution Money	100
03	Tuition fee (Annual)	1350
04	Laboratory Fee (Annual)	90
05	Student Fee (Annual)	63
	Total	1628

S. No	Hostel related (for only hostel students)	Fee in Indian Rupees
01	Hostel Rent (Annual)	990
02	Gymkhana Fee (Annual)	220
03	Pot Fund	1320
04	Electricity Charges (Annual)	500
05	Mess Security Deposit (Refundable)	500**
	Total	4228

*In addition to the aforementioned fee a sum of Rupees Twelve Thousand (Rs.12,000 INR) has to deposited as caution deposit towards mess charges by the hostel students (*exclusive of the Rs.500/- mentioned above*). This amount is refundable /adjustable as the case may be.

**White apron Rs. 250 INR

All fees will be paid at Syndicate Bank, Siddhartha Medical College Branch, Gunadala, Vijayawada using respective challan.

AIIMS, Mangalagiri Temporary campus:

AIIMS, Mangalagiri has commenced its academic Session 2018-19 from temporary campus at Government Siddhartha Medical College, Vijayawada, operational for two years. New academic blocks have been constructed for eight departments with faculty in full strength. Two Lecture halls are being refurbished with modern amenities and state of the art equipments for a fulfilling class room experience. In addition, augmentation of electricity load is being done. A new lift is installed in the Siddhartha Medical College. AIIMS Administration has procured new equipments for use in laboratories.

Amenities in Temporary Campus

1. Eight Academic Departments
2. Administration Block
3. Virtual Class room with Integrated Audio Visual environment
4. Demonstration Rooms
5. Girls Common Room
6. Boys Common Room
7. Laboratories and Dissection Hall (Shared space but with NEW EQUIPMENTS)
8. Library with NKN (Shared), library facility is provided in the temporary hostel, Digital library available
9. Bank (Syndicate bank is in campus)
10. All Academic events and Clinical events are updated on the website regularly
11. Post office facility in campus
 - Academic Session 2018-19: First Batch of MBBS 2018-19; have completed academic classes; students will be taking their final exams in last week of July 2019. First year departments are fully established with adequate facilities.
 - Transportation is being arranged by AIIMS, Mangalagiri administration.
 - State-of-the-art Interactive learning equipment is being procured by AIIMS administration to support AIIMS students in the pursuit of academic excellence.

Permanent Campus Mangalagiri

1. OPD services of 12 departments, Digital X ray, Diagnostic Labs and Ultrasound facilities are operating in the permanent campus. The 12 Departments are- General Medicine, General Surgery, Gynaecology, Dentistry, Pediatrics, Ophthalmology, ENT, Dermatology, Orthopaedics, Radiology, Psychiatry and Community Medicine. Medicine shops and outsourced Diagnostic services
2. UG Hostel is expected to be functional from August 2019
3. AMRIT Pharmacy
4. Canteen

ACADEMIC AND CO- CURRICULAR ACTIVITIES (2018-2019)

1. Induction ceremony was conducted where the students and their family members were given CPR(Cardio-Pulmonary Resuscitation) training by Team From SVIMS Tirupati headed by president Dr. T.S. Ravikumar in association with AHAS (American heart association society).
2. White coat ceremony
3. Sessions on Telugu communication skills by experts
4. Weekly Mentorship Program for all students.
5. Session on stress and time management
6. Urban camp at Gannavaram on life style modification, students were involved as volunteers
7. Cultural evening
8. World Sight Day/World Cancer Day/World TB Day/World AIDS Day
9. On January-26; flash mob by students at Gannavaram Airport, and also a health camp on hypertension
10. Cerebration– The Colloquium (AIIMS Mangalagiri running trophy): intended to percolate ideas of new pedagogy techniques and peer exchange of knowledge in 1st year MBBS students as well as providing common platform for parallel learning.
11. Awareness on POSH (Gender sensitization)
12. Heart fullness program – Yoga and Meditation
13. Health camp for SBI pensioners and senior citizens
14. Vaccination policy for students
15. *Swachhata pakhwada*: Health and hygiene awareness session with construction workers

HIGHLIGHTS OF ANATOMY DEPARTMENT

1. Department of Anatomy is headed by Professor & Head Dr. Joy A. Ghoshal with a fully competent team of one Addl. Professor, one Associate Professor, three Assistant Professors, one Senior Resident and two Tutors.
2. Department has compiled the first AIIMS Mangalagiri - **Information bulletin 2018-19** for students.
3. Department has **13 Cadaver** for use of students and other departments.



Cadaveric Oath



Cadaveric Workshop



Cadaveric Workshop



POSH awareness program



Winners - 'Cerebration'



Integrated teaching



Felicitation by SBI pensioners



4. Department of Anatomy participated in “**CEREBRATION – THE COLLOQUIUM**”: the I MBBS seminar competition for the subject of Anatomy in coordination with Department of Biochemistry and Department of Physiology
5. Department has embalming equipments like **2 embalming machines**, cadaver trolleys, cadaver tank, embalming chemicals.
6. Department has adequate dissection instruments.
7. Department has first of its kind Histology journal with all theoretical details prepared by faculty.
8. Department has **60 compound monocular microscopes** with high end eyepiece camera with HD TV monitor for study and research purpose.
9. Department has 20 boxes of **Histology** slide sets (1 box-60slides)
10. Department has **histotechnique machines** like paraffin embedding bath, microtome, incubator, hot air oven, and refrigerator.
11. Department had implemented innovative teaching methods by installing first of its kind “**VISIBLE BODY**”(3D Human atlas 2017 version for window desktop) which offers integration with **Black board, D2L, Canvas, Moodle and Courseware** which is powerful learning platform, a part of virtual teaching method.
12. Department has **educational bony models - 30 sets** (disarticulated bones)
13. Department had conducted Anatomy seminars every two months for students to increase their subject knowledge and their professional development.
14. Department had successfully conducted AIIMS Mangalagiri, FIRST CME -“**Hands on cadaveric workshop & CME on pelvic-acetabular basic fracture fixation**” in collaboration with Department of Orthopaedics and Department of Anatomy, of Siddhartha Medical College.
15. **Dr. Joy A. Ghoshal**, Head of Department of Anatomy is also the **DEAN** and an expert faculty in the elite panel of **National Board of Examination**.
16. Dr Joy A Ghoshal delivered a lecture on “**Age related health problems and precautions to be taken**” for SBI pensioners as a part of community outreach programme.
17. Departmental faculty have attended National and International conferences conducted by Society of Clinical Anatomist, Anatomical Society of India and Med Inspire, published papers, delivered oral presentations, and have been invited as guest speakers under the aeges of AIIMS, Mangalagiri.
18. Department faculty are part of Prevention of Sexual Harassment at workplace, Media cell, Local purchase & tender committee, AIIMS coordination committee, *Swachhata pakhwada* committee & sports committee.

HIGHLIGHTS OF PHYSIOLOGY DEPARTMENT

1. **Department has collated a practical manual** which have more than 60 practical sessions which include hematology, human and clinical practical along with simulation-based amphibian and mammalian practical. This has helped the students to understand the concepts in physiology better. In our clinical practical we have emphasized on doctor patient interaction which have helped the students in developing their attitude and communication skills.
2. We have included **Basic Life support** as a part of Physiology practical.
3. Sensitization to **research methodology** is included in mainstream curriculum. All students perform basic research designing activities like search and review of scientific literature, hypothesis formulation, protocol preparation and presentation. They are also sensitized on basic data handling techniques like using Microsoft EXCEL.

4. Departmental faculty actively play a role as **mentor** to assigned students. Every week Wednesday students meet their mentors and get themselves facilitated in academics, co-curricular and extracurricular activities.
5. Department has the state of the art **AD instruments– Power lab** along with **automated hydraulic tilt table** for biosignal analysis for students practical. We have performed autonomic function testing, Heart rate variability assessment and tilt table testing.
6. We have **RMS polygraph** for electrical signal analysis for student practical which was used by students to record nerve conduction study, electromyograph, visual evoked potentials (Flash and pattern), auditory evoked potential, somato-sensory evoked potentials, and cognitive evoked potentials (p300).
7. **Computerized Spirometer**– Students have assessed their pulmonary function using this equipment.
8. We have **two 8 channel polygraph and one 3 channel polygraph** which are used by the students to record various biosignals.
9. We have **two teaching microscopes with HDTV monitor facility** for practical demonstration and research.
10. Department has enough instruments and equipments to conduct a complete physiology practical. Department has high quality Marienfeld RBC and WBC pipettes and Neubauer chamber for hematology practical. Department has **50 binocular and 25 monocular microscopes** for hematology practical. Various equipments for human practical – including **2 multichannel ECG machines**, vitalometer, Mosso Erograph, Kymographs, stethographs, anthropometric kits (stadiometer, weighing machine, inch tape), Mercury sphygmomanometers and oscillometric automated sphygmomanometers, hand grip dynamometer, perimetry (Lister and priestley smith), vision charts (visual acuity and color).
11. Department has played an active part in organizing “**CEREBRATION – THE COLLOQUIUM**” the first MBBS seminar competition for subject of Physiology. **The presentation of Physiology topic bagged the first prize.**
12. Students have participated in **State level Physiology Quiz in Andhra Pradesh** and have secured third place. This is special as AIIMS – Mangalagiri of first year students competed against seniors of other medical colleges.
13. Departmental faculty are invited and are a part of panel of examiners **in various Institutes of National Importance (INI)** of the country.
14. Department faculty have attended various National and International conference and participated as **guest speaker** in various national and international conferences under the aegis of AIIMS, Mangalagiri.
15. Department faculty are part of Prevention Of Sexual Harassment at workplace committee, Local purchase committee, AIIMS coordination committee, library committee, sports committee and Schwaththa Pakwada.
16. Dr. Amudharaj has been a special invitee by *Association of Physiologists of India* in drafting **PG curriculum preparation and recommendation** to highest body on medical education.
17. Dr. Amudharaj has delivered a lecture on “Dementia- symptoms, prevention and precautions to be taken on” for SBI pensioners as a part of **community outreach programme.**
18. Dr. Amudharaj had completed advanced course in Medical Education accredited By Medical Council of India.
19. Dr. Senthil Velou, Assistant professor has **co-authored a textbook on Practical Physiology.**

20. Our faculty have published original research articles in various national and international journals.



Team of participants to physiology quiz at SPMCW, Tirupati on 26 April 2019



Students perform Basic life support in mannekin, supervised by faculty



Dr. D. Amudharaj, HOD Physiology being felicitated by SBI pensioners association for giving a talk on "Dementia - Symptoms, preventions and precautions to be taken" to retired SBI pensioners on 20 Nov 2018 at SBI, Seetharamapuram Branch Vijayawada.



Cleaning spaces. Creating happy faces. Cleanliness counts! Everywhere!
Students, Faculty, Hostel Chief Warden (Dr. D Amudharaj)
AIIMS, Mangalagiri, Hostel. Swachhta Pakhwada on 06-04-2019.



Mr. Yashaswi Prabhu Siddharth (First MBBS Student) receiving III prize in physiology quiz conducted at SPMCW, Tirupati on 26 April 2019



Ms. Suprabha Sinha (First MBBS Student) receiving III prize in physiology quiz conducted at SPMCW, Tirupati on 26 April 2019

21. Our faculty are well versed in dogmas of Medical Education which would be reflected in our approach towards theory and practical classes in terms of shift towards a **student-oriented learning** rather than a teacher-oriented teaching.

22. Our faculty have contributed to the development of research proposals for the department. **Seven research proposals** were submitted to ICMR short term student research project

HIGHLIGHTS OF BIOCHEMISTRY DEPARTMENT

1. The focus of Biochemistry department is academics, diagnostics & research: Department of biochemistry of AIIMS Mangalagiri, headed by Dr Desai Vidya Sripad who is also Associate Dean (Academics and Exams), having a competent team of an Associate Professor, two Assistant Professors, two Senior Residents, two Tutor/Demonstrator. All faculty are actively working on several extramural and intramural research proposals.
2. Department of biochemistry is fully **equipped with instruments** required for Student practical lab like Hot air oven, Incubators, Microscopes, Boiling water bath, **Semi automated analyzer, Colorimeter, Electrophoretic apparatus, pH meter.**
3. Department of biochemistry is committed to provide platform for overall understanding of the subject and its correlation with parallel subjects of first year as well as clinical subjects to the students. by horizontal and vertical integration.
4. Department of biochemistry has designed a practical record, in which Competency Based Assessment is **introduced for first time and is unique** which gives a constructive feedback to students on their performance and allows them to improve.
5. Theory curriculum is set with an idea of emphasizing the importance of each topic must know, should know and desirable to know. In order to achieve this goal biochemistry department applied conventional methods like lectures and **unconventional methods like jigsaw method, fishbowl method, seminars, horizontal/vertical integration** which also help in **identifying low performers** on which special attention is paid to bring them at par with their peer.
6. Utilization of electronic media as tool of teaching and communicating is one of our strength, department of biochemistry uploads all of its standing instructions, assignment questions, lab data interpretation and theory classes on **Google classroom** where all students and faculty are made as members and hence promote an interactive learning.
7. Emphasis on newer concepts like automisation, genetics, interpretation of lab data normal & critical values of parameter.
8. Students were provided a **hands-on training in POCT (point of care test) (Glucometer & Urine strips)**. Students are trained regarding the **sample collection and transport** that include vacutainers used, type of samples & mode of collection, which helps in identification of right sample for right parameter and prevents the possibility of **pre-analytical errors in diagnostics**. Students are also sensitized towards the quality control and its need in diagnostics lab is covered during practical.
9. Department of biochemistry also supports students in taking up the research projects and guides them in the same.
10. Faculty has delivered lecture on – Diabetes, hypertension, liver function test for SBI pensioners as a part of community outreach program.
11. Our faculty have contributed to the development of research proposals for the department. **Five research proposals** were submitted to ICMR (Indian Council of Medical Research) short term student research projects among which **one proposal is accepted. (Overall three proposals of students of AIIMS, Mangalagiri have been accepted)**
12. **Academic strengths:**
Dr Desai Vidya Sripad, Associate dean (academics & Exams), Additional Professor & Head of department is NABL Assessor; Dr V Naga Guhan, Assistant Professor, is Advanced Medical Education Unit Member; Dr. N. Gautam, Senior Resident, is Black belt Holder in Six Sigma Metrics for Quality Control.




2nd ANDHRA PRADESH STATE CONFERENCE ON MEDICAL BIOCHEMISTRY

APAMBI 2018

"Diagnostic Biochemistry: Vital for Future Medicine"

Organized by
DEPARTMENT OF BIOCHEMISTRY, NRI MEDICAL COLLEGE
Chinakakani, Mangalagiri, Guntur Dt, AP - 522 503.

In association with
Manipal Hospitals & AIIMS, Mangalagiri



13. Department Achievements:

Department of Biochemistry in collaboration with NRI Medical College – Chinnakakani & Manipal hospitals – Vijayawada conducted 2nd AMBICON Andhra Pradesh State Chapter conference, in which Dr. N. Gautam, Senior Resident presented a research paper.

Cerebration the Colloquium, brain child of department of Biochemistry a first of its kind, inter college seminar competition for Ist year MBBS students. It was successfully organized with the support of administration and departments of Anatomy, Physiology, CFM, in which under the guidance of Mr. Saidaiah Ikkurthi, Tutor/Demonstrator, first year student Simmy Das has won first prize for Model Presentation.

Dr. Desai Vidya Sripad was felicitated with Women Leader of the year 2019 by Transformance on March 6th, 2019.

Mr. Krishna Rao G got the Best Paper award presented in NEOCORE Conference in March 2019.

HIGHLIGHTS OF THE COMMUNITY & FAMILY MEDICINE DEPARTMENT

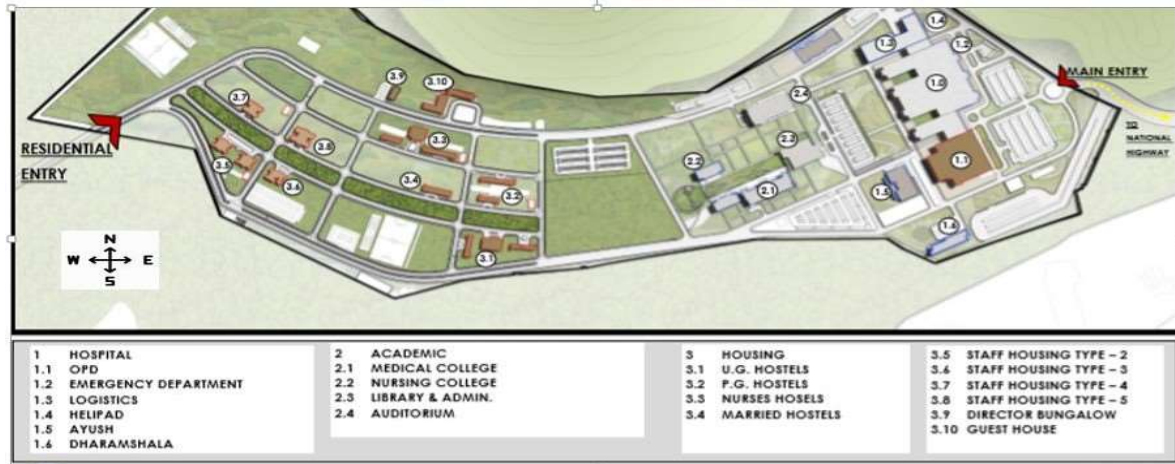
1. The department comprises of 1 Professor, 1 Additional Professor, 1 Associate Professor, 3 Assistant Professors, 2 senior residents and 2 tutors
2. Faculty have contributed to the IAPSM's Text Book of Community Medicine as Editor-Author, reviewers; and Practical Books in Community Medicine. Faculty are on the Editorial board of many journals such as Indian Journal of Community Health, Health Line etc. Faculty also have research publications in reputed journals.
3. **Early clinical exposure to students:**
 - a. Early clinical exposure is a newer concept in the undergraduate teaching. Community and Family Medicine (CFM) Department has provided early clinical exposure to its undergraduate students from Semester-I itself. MBBS students participated actively in several Health and Wellness Camps organized at Gannavaram, Kavuluru, Kondapalli and in the Dept. of CFM. The students are also being trained to conduct the Family Health Advisory Services in urban slum areas of Mangalagiri.
 - b. Faculty have submitted extramural (ICMR, SERB) research proposals. Research proposal of MBBS student has been selected for the ICMR Short-Term Studentship Project under the guidance of department faculty.
4. CFM department has daily **Family Medicine OPD** with comprehensive approach to ensure preventive, promotive, curative and rehabilitative care.
Non Communicable Disease Clinics are also being organized. This includes counselling and health education on lifestyle modification and self-care by the elderly.
5. **Immunization services** are also being provided. This includes immunization against Hepatitis B, Tetanus; adult vaccines; anti rabies vaccine etc.
6. The undergraduate students actively participated in days of public health importance i.e. World AIDS Day, World TB Day, World Cancer Day and World Sight Day.
7. Doctors, health care workers and the students are at risk of acquiring Hepatitis B infection because of occupational exposure. CFM Department has vaccinated doctors, health care workers and students with **Hepatitis B vaccine**. On *Swacchata Pakhwada* fortnight, health and hygiene awareness sessions were held for construction and sanitation workers in AIIMS campus, and for school going children in the community.

8. **Dedicated to Community service:** The department has conducted health check-up and screening camps for SBI Pensioners (lifestyle diseases and dementia) and general population (World Hypertension Day). Health talks were given on World No Tobacco Day.
9. **Establishing model RHTC & UHTC:** The department is in the process of establishing model RHTC and UHTC.

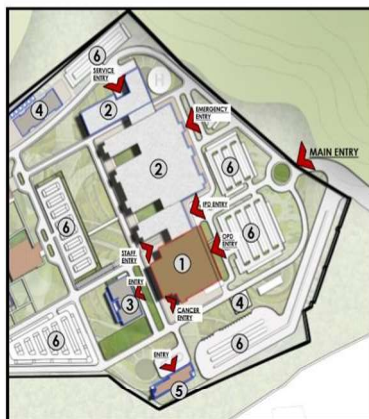


10. Department has competent faculty with public health expertise in various areas. Faculty are actively contributing to institute development in various capacities. Professor and HOD is the Medical Superintendent of AIIMS Hospital. Additional Professor is the Head of Information Technology. Associate Professor is In-Charge of Infection Control Committee which is also looking after biomedical waste management. Assistant Professors are members of various institutional committees.
11. The department organized training program on biomedical waste management for doctors, nursing staff, housekeeping staff etc. Faculty are also involved in delivering lectures in CMEs.

Master Plan: AIIMS, Mangalagiri



HOSPITAL ZONE - AIIMS MANGALGIRI, A.P.



FACILITIES :

1. OPD BLOCK - 30,700 sqm
2. HOSPITAL BLOCK (G+6)-
 - 960 BEDS
 - ICU - 86 Beds
 - EMERGENCY - 50 BEDS
 - O.T. - 24no.
 - Super Specialty Departments - 15no.
 - Specialty Dept. - 10no.
 - Total built up area - 93532 sqm
3. AYUSH (G+1) - 30 BED
Area-3290sqm
4. SERVICE BLOCKS (G)
5. DHARAMSHALA (G+1)
Area-2138sqm
6. PARKING



FACILITIES :

1. LIBRARY & ADMIN.
2. AUDITORIUM
3. MEDICAL COLLEGE
4. NURSING COLLEGE
5. FUTURE EXPANSION
6. LANDSCAPE
7. PARKING



Land Area: 183 Acres Project Cost: 1600 Crores (approx.)

Employees: Proposed number of Posts is 4089 Executing Agency: HSCC (I) Ltd

Design Consultant: Consortium of M/s Perkins Eastman and Edifice Consultants Boundary Wall

Contractor: M/s KMV

Phase I Contractor: M/s KMV

Phase II Contractor: M/s L & T Scheduled date of Project Completion: March 2020

For any other information and recent updates please visit our website:

<https://www.aiimsmangalagiri.edu.in/>

(Feedback for improvement/suggestions may be e Mailed to dda.mangalagiri@aiims.gov.in ; July 2019 -brochure

AIIMS Mangalagiri location map: Satellite image



AIIMS Mangalagiri: Approach Roads and Railway Station

Mangalagiri railway Station: 2.6 km
Guntur Railway Station: 24 km
Guntur Bus stand: 23 km
Vijayawada Junction: 13 km
Vijayawada Bus stand: 12 km
Vijayawada Airport: 30 km

Approach Roads:
Vijayawada-Chennai Highway: 1.5 Km
Vijayawada-Mangalagiri Road: 0.3 km

